

Quality furniture

Workshop fixtures

Storage cabinets

for vocational training and creative learning in schools and academies



| | |
|------------------------------|----|
| Technology bench | 3 |
| Workbench | 9 |
| Jewellers bench | 14 |
| Line bench | 16 |
| Work table | 18 |
| Work centre | 20 |
| Tool rack | 22 |
| Roller shutter cabinet LX-21 | 23 |
| Modular cabinet LX-18 | 29 |
| Sales and delivery terms | 31 |

BM | lervad

2018

When you want it right, you must choose right!

Lervad is synonymous with quality furniture and accessory for the creative and practical teaching of Design & Technology in schools, colleges and other educational institutions.

Our palette of benches and tables includes flexible technology benches, flush top benches, work tables and age-fitted work centres. Our roller shutter cabinets are space saving and are used for general storage or as functionally fitted tool cabinets.

Everything is highest quality and design - functional and visual. It is our obligation to be at the forefront of the development in demands and wishes among the users. Thus, our catalogue is a static picture of our program of standard solutions only. Please note that our product palette and specifications change over time.

If you do not find what you are looking for when browsing the catalogue, we still like to help you. We also offer solutions to customer specifications. Feel free to contact us for further information. We trust you will enjoy yourself.

BM | lervad

LERVAD (U.K.) Ltd.

Tel: +44 (0)203 808 6965

mail@lervad.com

www.lervad.com

Who we are!

For more than 100 years Lervad has provided furniture and fixtures to workshops designed for the vocational training.

Today's product program is the result of development over decades. Experiences and ideas from the millions of users over the years have found way into careful adjustments of the various solutions offered. A process of continuous modernizing keeping good practise in focus.

Today Lervad workshop equipment is manufactured by BM Industri A/S, which Lervad forms part of.

BM Industri has a modern furniture plant with expertise within state of the art wood working and in-house surface treatment. With assembly facilities it offers client to source fully assembled ready to use furniture solutions.

BM Industri markets own brands (e.g. Lervad) and works as a renowned partner for other companies in the furniture and building industry.

For more information please look up the respective websites.

www.bmindustri.dk - www.flexpanel.dk - www.lervad.com

Prices and delivery**Prices**

All prices are exclusive of VAT.

Delivery is free to all UK mainland addresses for orders with a value above £ 3,000 excl. VAT.

For orders with a value below £ 1,000 excl. VAT a handling and delivery charge applies as follows:

| | | | |
|---------|--------|---|-----|
| Up to £ | 500: | £ | 80 |
| Up to £ | 1,000: | £ | 120 |
| Up to £ | 2,000: | £ | 200 |
| Up to £ | 3,000: | £ | 250 |

Price validity

Our listed prices are without obligation. For actual valid prices please check our website or call our office.

Time of delivery

The time of delivery will be informed on receipt of order. Normally delivery takes place within 3-5 weeks from receipt of formal order.

Packing

Technology benches, workbenches and work tables are packed disassembled in pallet containers and boxes together with assembly instruction.

Cabinets are packed fully assembled.

Pallets are invoiced at cost price.

Delivery

Deliveries are made by trucks with tail lift.

All packing materials are included in the prices, however, assembly and placing in the rooms are not included.

Payment

Terms of payment are net within 15 days from date of invoice subject to credit approval.

Single technology bench



Lervad technology bench is for workshops with the highest functionality in focus. The bench has integrated tool well, woodwork vices and 2 rows for bench dogs.

Single technology bench is available in two different sizes, 800 mm or 1320 mm long. The longer bench may be equipped with an integrated cupboard. For frequent height adjustment the bench is available with an adjustable frame. And for wheel chair users a bench with a tilt functions is available.



4-Place technology bench

4-Place technology bench is a compact solution with 4 work places at a square top of 1200 x 1200 mm. In the centre a common tool well is integrated.

A shelf or a cupboard may be integrated in the open frame utilizing the free space under the bench.

For frequent height adjustment the bench is available with an adjustable frame. Alternatively, Lervad 60 mm height converter may be fitted to the frame.



Group technology bench



Group technology bench has all the same features as single technology bench.

Organizing more benches in a group adds to the versatility of each bench.

Larger work pieces may be clamped across more benches both side by side and opposing.

Height adjustable benches and benches for special needs may be fully integrated.



Technology bench

Multi-functional workspace



Integrated woodworking vices

Both the end vice and the side vice are fully integrated and make traditional clamping a simple task.

The end vice covers the full width of the bench and span up to 270 x 180 mm.

The side vice is fully open between the jaws and span up to 185 x 93 cm.

Clamping on top

The bench dogs make clamping on top of the bench easy. Even awkward shaped work pieces are fixed in a secure manner.

When choosing group technology bench the work on larger work pieces becomes a well-organized task. The work piece is ideally supported, and the parallel alignment of the benches makes clamping across more benches possible.



Easy conversion for different tasks

A workshop with Lervad technology benches is truly multi material.

With protective covers and mechanics vices on a vice holders the workshop is ready for metal work.

For ordinary desk work flush tops are applied on to the bench. When not in use flush tops and protective covers are conveniently accommodated on a purpose designed trolley.

Additional storage

On 4-Place technology bench storage is provided by integrating a shelf of lacquered plywood in the frame.

And even more storage by choosing an integrated cupboard. It has two sections with access from opposing sides both equipped with a quality lock.



Ergonomics and flexibility

Correct working position is best achieved when choosing a height adjustable bench.

If frequent repositioning of the bench is a requirement, a set of jockey wheels fitted to the one pair of legs assures easy moving.



Special needs

Single and group technology bench offers a unique solution for special needs students.

When working at an angle adjustable bench wheelchair users have the same working options as other students working at an ordinary bench.

Technology bench

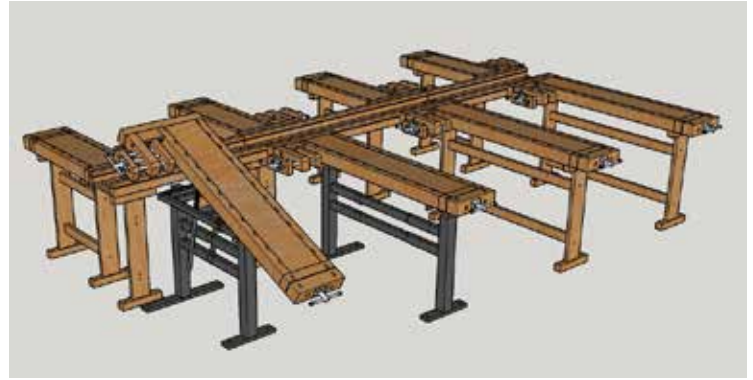
Planning with group technology bench

The group technology benches are placed in one or more groups defined by the size and shape of the room.

A group may have a mix of benches for either right- or lefthanded use, and include both short and long benches.

For wheelchair users an angle and height adjustable bench could be integrated.

In single sided groups the tool well should be fixed to a wall or supported by separate supporting legs.



Group technology bench is a superb choice for multi-function workshops. The bench is unsurpassed for woodworking, and ideal for ordinary deskwork and metalwork using the relevant accessories.



Typical groupings

4 places
L/W: 1500 x 1850

6 places
L/W: 2500 x 1850

8 places
L/W: 3500 x 1850

10 places
L/W: 4500 x 1850



Price examples

Lervad technology bench 800 mm (model 620) with 700 mm distance between benches.

| Prices excl. VAT | 4 places | | 6 places | | 8 places | | 10 places | |
|---|----------|---------------|----------|---------------|----------|---------------|-----------|---------------|
| | No. | £ | No. | £ | No. | £ | No. | £ |
| Group technology bench | 4 | 1920.- | 6 | 2880.- | 8 | 3840.- | 10 | 4800.- |
| Assembly tool well 1000 mm | | | 1 | 140.- | 2 | 280.- | | |
| Assembly tool well 1500 mm | 1 | 180.- | 1 | 180.- | 1 | 180.- | 3 | 540.- |
| Total for woodwork | | 2100.- | | 3200.- | | 4300.- | | 5340.- |
| + Flush tops, 1500 x 880 mm | 2 | 200.- | 2 | 200.- | 4 | 400.- | 4 | 400.- |
| Total for desk- and woodwork | | 2300.- | | 3400.- | | 4700.- | | 5740.- |
| + Protective cover | 4 | 220.- | 6 | 330.- | 8 | 440.- | 10 | 550.- |
| + Holder for mechanics vice | 4 | 220.- | 6 | 330.- | 8 | 440.- | 10 | 550.- |
| + Mechanics vice, Record, 75 mm | 4 | 360.- | 6 | 520.- | 8 | 720.- | 10 | 900.- |
| Total for desk-, wood- & metalwork | | 3100.- | | 4580.- | | 6300.- | | 7740.- |

Technology bench

Product program and prices (NB! Illustrations may include accessories)



| Item no. | Single technology bench with open gate frame | | | | Price excl. VAT | |
|-----------|--|--------------|--------|-------|-----------------|-------|
| 609 40 65 | Bench top L=800 mm | right-handed | height | 65 cm | £ | 600.- |
| 609 40 72 | - | - | - | 72 cm | | |
| 609 40 78 | - | - | - | 78 cm | | |
| 609 40 83 | - | - | - | 83 cm | | |
| 609 41 65 | - | left-handed | - | 65 cm | | |
| 609 41 72 | - | - | - | 72 cm | | |
| 609 41 78 | - | - | - | 78 cm | | |
| 609 41 83 | - | - | - | 83 cm | | |



| | | | | | | |
|-----------|---------------------|--------------|---|-------|---|-------|
| 610 10 72 | Bench top L=1320 mm | right-handed | - | 72 cm | £ | 770.- |
| 610 10 78 | - | - | - | 78 cm | | |
| 610 10 83 | - | - | - | 83 cm | | |
| 610 11 72 | - | left-handed | - | 72 cm | | |
| 610 11 78 | - | - | - | 78 cm | | |
| 610 11 83 | - | - | - | 83 cm | | |



| Item no. | Single technology bench with integrated cupboard | | | | Price excl. VAT | |
|-----------|--|--------------|--------|-------|-----------------|--------|
| 610 30 72 | Bench top L=1320 mm | right-handed | height | 72 cm | £ | 1040.- |
| 610 30 78 | - | - | - | 78 cm | | |
| 610 30 83 | - | - | - | 83 cm | | |
| 610 31 72 | Bench top L=1320 mm | left-handed | - | 72 cm | | |
| 610 31 78 | - | - | - | 78 cm | | |
| 610 31 83 | - | - | - | 83 cm | | |



| Item no. | Single technology bench with height adjustable frame | | | | Price excl. VAT | |
|-----------|--|--------------|--------|------------|-----------------|--------|
| 609 70 68 | Bench top L=800 mm | right-handed | height | 68 - 96 cm | £ | 1570.- |
| 609 71 68 | - | left-handed | - | 68 - 96 cm | | |
| 610 70 68 | Bench top L=1320 mm | right-handed | - | 68 - 96 cm | £ | 1690.- |
| 610 71 68 | - | left-handed | - | 68 - 96 cm | | |



| Item no. | Single technology bench with angle and height adjustable frame | | | | Price excl. VAT | |
|-----------|--|--------------|--------|-------------|-----------------|--------|
| 610 80 70 | Bench top L=1320 mm | right-handed | height | 70 - 100 cm | £ | 2300.- |
| 610 81 70 | - | left-handed | - | 70 - 100 cm | | |

| Item no. | Single technology bench accessories | | | | Price excl. VAT | |
|------------|--|--------------|--|--|-----------------|------|
| 652 51 01 | Holder for hammer and try square incl. screws for mounting | | | | £ | 12.- |
| 652 51 02 | Clamping sublayer unit incl. screws for mounting | | | | £ | 12.- |
| 105 00 500 | Portable Mechanics Vice, Record, 75 mm jaw width | | | | £ | 90.- |
| 640 02 00 | Holder for Portable Mechanics Vice | | | | £ | 55.- |
| 660 20 00 | Protective cover for model 609, | right-handed | | | £ | 55.- |
| 660 20 01 | - | left-handed | | | | |
| 660 21 00 | Protective cover for model 610, | right-handed | | | £ | 70.- |
| 660 21 01 | - | left-handed | | | | |



| Item no. | 4-place technology bench with open gate frame | | | | Price excl. VAT | |
|-----------|---|--------------|--------|-------|-----------------|--------|
| 632 50 65 | Bench top 1200 x 1200 mm | right-handed | height | 65 cm | £ | 1450.- |
| 632 50 72 | - | - | - | 72 cm | | |
| 632 50 76 | - | - | - | 76 cm | | |
| 632 50 79 | - | - | - | 79 cm | | |
| 632 50 83 | - | - | - | 83 cm | | |
| 632 51 65 | - | left-handed | - | 65 cm | | |
| 632 51 72 | - | - | - | 72 cm | | |
| 632 51 76 | - | - | - | 76 cm | | |
| 632 51 79 | - | - | - | 79 cm | | |
| 632 51 83 | - | - | - | 83 cm | | |

Technology bench

Product program and prices (continued)



| Item no. | 4-place technology bench with integrated cupboard | | | | Price excl. VAT | |
|-----------|---|--------------|--------|-------|-----------------|--------|
| 632 30 76 | Bench top 1200 x 1200 mm | right-handed | height | 76 cm | £ | 1870.- |
| 632 30 79 | - | - | - | 79 cm | | |
| 632 30 83 | - | - | - | 83 cm | | |
| 632 31 76 | - | left-handed | - | 76 cm | | |
| 632 31 79 | - | - | - | 79 cm | | |
| 632 31 83 | - | - | - | 83 cm | | |



| Item no. | 4-place technology bench with height adjustable frame | | | | Price excl. VAT | |
|-----------|---|--------------|--------|------------|-----------------|--------|
| 632 70 71 | Bench top 1200 x 1200 mm | right-handed | height | 68 - 96 cm | £ | 2540.- |
| 632 71 71 | - | left-handed | - | 68 - 96 cm | | |

| Item no. | 4-place technology bench accessories | | | | Price excl. VAT | |
|------------|---------------------------------------|------------------------|--|--|-----------------|-------|
| 646 00 00 | Height Converter | factory mounted | | | £ | 80.- |
| 643 00 00 | Jockey-wheels | factory mounted | | | £ | 60.- |
| 647 00 40 | Shelf of birch plywood | | | | £ | 40.- |
| 640 07 00 | Rails for accomodating tool racks | factory mounted | | | £ | 70.- |
| 626 32 00 | Flip tool well | | | | £ | 70.- |
| 654 14 00 | Flush Top 1400 x 700 mm | NB! 2 pcs. per bench | | | £ | 95.- |
| 659 14 00 | Trolley for up to 12 Flush Tops | | | | £ | 470.- |
| 946 14 00 | Wall storage for up to 12 Flush Top | | | | £ | 380.- |
| 105 00 500 | Mechanics Vice | Record 75 mm jaw width | | | £ | 90.- |
| 640 01 00 | Holder for Mechanics Vice | | | | £ | 55.- |
| 660 32 26 | Protective Cover | NB! 4 pcs. per bench | | | £ | 50.- |
| 661 02 00 | Wall fixture for 12 Protective Covers | | | | £ | 55.- |



| Item no. | Group technology bench with open gate frame | | | | Price excl. VAT | |
|-----------|---|--------------|--------|-------|-----------------|-------|
| 620 40 65 | Bench top L=800 mm | right-handed | height | 65 cm | £ | 530.- |
| 620 40 72 | - | - | - | 72 cm | | |
| 620 40 78 | - | - | - | 78 cm | | |
| 620 40 83 | - | - | - | 83 cm | | |
| 620 41 65 | - | left-handed | - | 65 cm | | |
| 620 41 72 | - | - | - | 72 cm | | |
| 620 41 78 | - | - | - | 78 cm | | |
| 620 41 83 | - | - | - | 83 cm | | |



| | | | | | | |
|-----------|---------------------|--------------|---|-------|---|-------|
| 621 40 65 | Bench top L=1320 mm | right-handed | - | 65 cm | £ | 580.- |
| 621 40 72 | - | - | - | 72 cm | | |
| 621 40 78 | - | - | - | 78 cm | | |
| 621 40 83 | - | - | - | 83 cm | | |
| 621 41 65 | - | left-handed | - | 65 cm | | |
| 621 41 72 | - | - | - | 72 cm | | |
| 621 41 78 | - | - | - | 78 cm | | |
| 621 41 83 | - | - | - | 83 cm | | |



| Item no. | Group technology bench with height adjustable frame | | | | Price excl. VAT | |
|-----------|---|--------------|--------|------------|-----------------|--------|
| 620 70 68 | Bench top L=800 mm | right-handed | height | 68 - 96 cm | £ | 1520.- |
| 620 71 68 | - | left-handed | - | 68 - 96 cm | | |
| 621 70 68 | Bench top L=1320 mm | right-handed | - | 68 - 96 cm | £ | 1630.- |
| 621 71 68 | - | left-handed | - | 68 - 96 cm | | |



| Item no. | Group technology bench with angle and height adjustable frame | | | | Price excl. VAT | |
|-----------|---|--------------|--------|-------------|-----------------|--------|
| 621 80 70 | Bench top L=1320 mm | right-handed | height | 70 - 100 cm | £ | 2240.- |
| 621 81 70 | Bench top L=1320 mm | left-handed | - | 70 - 100 cm | | |

Technology bench

Product program and prices (continued)

| Item no. | Group technology bench accessories | | Price excl. VAT | |
|------------|--|-----------------|-----------------|-------|
| 626 10 00 | Assembly tool well | 1000 mm | £ | 140.- |
| 626 15 00 | - | 1500 mm | £ | 180.- |
| 626 00 65 | Supporting leg for tool well | height 65 cm | £ | 40.- |
| 626 00 72 | - | height 72 cm | | |
| 626 00 78 | - | height 78 cm | | |
| 626 00 83 | - | height 83 cm | | |
| 652 51 01 | Holder for hammer and try square incl. screws for mounting | | £ | 12.- |
| 652 51 02 | Clamping sublayer unit incl. screws for mounting | | £ | 12.- |
| 654 15 00 | Flush Top 1500 x 880 mm | | £ | 100.- |
| 659 15 00 | Trolley for 12 Flush Tops | | £ | 470.- |
| 946 15 00 | Wall storage for 12 Flush Tops | | £ | 380.- |
| 105 00 500 | Mechanics Vice, Record | 75 mm jaw width | £ | 90.- |
| 640 02 00 | Holder for Mechanics Vice | | £ | 55.- |
| 660 20 00 | Protective Cover for model 620 | right-handed | £ | 55.- |
| 660 20 01 | - | left-handed | | |
| 660 21 00 | Protective Cover for model 621 | right-handed | £ | 70.- |
| 660 21 01 | - | left-handed | | |
| 661 02 00 | Wall fixture for 12 Protective Covers | | £ | 55.- |

Specifications and measurements

| Model | | 609 | 610 | 620 | 621 | 632 |
|-------------------------------------|----|-----------------|------------------|-----------------|------------------|--------------------|
| L/W - Top (tool well at the end) | mm | 980 x 650 (270) | 1500 x 695 (270) | | | |
| L/W - Top (tool well at the side) | mm | | 1320 x 695 (270) | | | |
| L/W - Top | | | | 800 x 515 (270) | 1320 x 515 (270) | 1200 x 1200 |
| With open gate frame | | | | | | |
| - height | cm | 65, 72, 78, 83 | 72, 78, 83 | 65, 72, 78, 83 | 65, 72, 78, 83 | 65, 72, 76, 79, 83 |
| - weight | kg | 25 | 37 | 25 | 37 | 70 |
| With integrated cupboard | | | | | | |
| - W/H/D cupboard | mm | | 1100 x 540 x 250 | | | 680 x 600 x 770 |
| - height | cm | | 72, 78, 83 | | | 76, 79, 83 |
| - weight | kg | | 54 | | | 78 |
| With height adjustable frame | | | | | | |
| - height | cm | 68 - 96 | 68 - 96 | 68 - 96 | 68 - 96 | 68 - 96 |
| - weight | kg | 36 | 48 | 36 | 48 | 82 |
| With angle, height adjustable frame | | | | | | |
| - height | cm | | 70 - 100 | | 70 - 100 | |
| - weight | kg | | 48 | | 48 | |

Square flush top workbench



Lervad flush top workbench has a 40 mm top and is the natural choice for workplaces with varied tasks. The bench has 2 or 4 places and is designed for easy change of task. Usually the bench is equipped with woodwork vices and used for working on resistant materials.

Square flush top workbench has a 120 x 120 cm top with a choice between

- Solid beech
- Solid beech with flip tool well

The bench is available with open frame of solid beech, with shelf, integrated cupboard or height adjustable frame.



Square flush top workbench is available with integrated flip tool well.

Flush top benches are prepared for adding vices for woodworking. The metal vices are provided with jaws and fitting of solid beech.



Junior flush top workbench is a square bench with a top of 30 mm solid beech.

The bench has 4 working places for young D&T kids and is designed for varying tasks. It is usually equipped with woodwork vices and other accessories selected for other D&T applications.

A shelf may be integrated in the frame.



Flush top workbench

Rectangular flush top workbench



Right bench for the task

The smaller rectangular benches have 2 working places. The square and the larger rectangular benches have 4 working places with efficient workspace. The bench has a 40 mm top solid beech and is available with open frame of solid beech, with shelf, integrated cupboard or height adjustable frame.



Flush top benches are prepared for adding vices for woodworking. The metal vices are provided with jaws and fitting of solid beech.



Functional options

Flexibility

Most benches are used as multi-function workbenches and Lervad's range of accessories shows its worth as portable or fixed features. However, the bench is also ideal as base for light machinery or simply as a heavy duty worktable.



Ergonomics

Flush top workbench is available with a height adjustable frame for free setting of the working height. As alternative Lervad height converter fitted to the open gate frame may adjust the height by 60 mm. Jockey-wheels mounted at the one end gate assure easy moving.

For metal workshops

Lervad Flush Top Workbench is an outstanding choice for permanent metalwork. The bench accommodates 2 or 4 fixed mechanics vices. In order to prevent damage and to assure extra durability a protective steel rail can be applied into the edge of the bench.



Flush top workbench

Product program and prices (NB! Illustrations may include accessories)



| Item no. | Junior flush top 1100 x 1100 mm with open gate frame | | | Price excl. VAT | |
|-----------|--|--------|-------|-----------------|-------|
| 631 10 60 | Flush solid beech | height | 60 cm | £ | 450.- |
| 631 10 66 | - | - | 66 cm | | |
| 631 10 72 | - | - | 72 cm | | |

| Item no. | Junior flush top 1100 x 1100 mm accessories | | | Price excl. VAT | |
|-----------|---|---|--|-----------------|-------|
| 647 00 40 | Shelf of birch plywood | | | £ | 40.- |
| 640 06 50 | Woodcraft vice | Record V175, incl. fitting with wooden jaws | | £ | 120.- |



| Item no. | Flush top 1200 x 1200 mm with open gate frame | | | Price excl. VAT | |
|-----------|---|--------|-------|-----------------|-------|
| 634 50 79 | Flush solid beech | height | 79 cm | £ | 560.- |
| 634 50 83 | - | - | 83 cm | | |
| 634 52 79 | Solid beech w/ flip tool well | - | 79 cm | £ | 610.- |
| 634 52 83 | - | - | 83 cm | | |



| Item no. | Flush top 1200 x 1200 mm with integrated cupboard | | | Price excl. VAT | |
|-----------|---|--------|-------|-----------------|-------|
| 634 30 79 | Flush solid beech | height | 79 cm | £ | 900.- |
| 634 30 83 | - | - | 83 cm | | |
| 634 32 79 | Solid beech w/ flip tool well | - | 79 cm | £ | 950.- |
| 634 52 83 | - | - | 83 cm | | |



| Item no. | Flush top 1200 x 1200 mm with height adjustable frame | | | Price excl. VAT | |
|-----------|---|--------|----------|-----------------|--------|
| 634 70 67 | Flush solid beech | height | 64-92 cm | £ | 1720.- |
| 634 72 67 | Solid beech w/ flip tool well | - | 64-92 cm | £ | 1770.- |



| Item no. | Flush top 1200 x 750 mm with open gate frame | | | Price excl. VAT | |
|-----------|--|--------|-------|-----------------|-------|
| 636 10 79 | Flush solid beech | height | 79 cm | £ | 470.- |
| 636 10 83 | - | - | 83 cm | | |



| Item no. | Flush top 1200 x 750 mm with integrated cupboard | | | Price excl. VAT | |
|-----------|--|--------|-------|-----------------|-------|
| 636 30 79 | Flush solid beech | height | 79 cm | £ | 800.- |
| 636 30 83 | - | - | 83 cm | | |



| Item no. | Flush top 1200 x 750 mm with height adjustable frame | | | Price excl. VAT | |
|-----------|--|--------|----------|-----------------|--------|
| 636 70 64 | Flush solid beech | height | 64-92 cm | £ | 1460.- |



| Item no. | Flush top 1500 x 750 mm with open gate frame | | | Price excl. VAT | |
|-----------|--|-------------|--------------|-----------------|-------|
| 637 10 79 | Flush solid beech | long frame | height 79 cm | £ | 500.- |
| 637 10 83 | - | - | 83 cm | | |
| 637 15 79 | - | short frame | 79 cm | £ | 490.- |
| 637 15 83 | - | - | 83 cm | | |



| Item no. | Flush top 1500 x 750 mm with integrated cupboard | | | Price excl. VAT | |
|-----------|--|-------------|--------------|-----------------|-------|
| 637 30 79 | Flush solid beech | long frame | height 79 cm | £ | 860.- |
| 637 30 83 | - | - | 83 cm | | |
| 637 35 79 | - | short frame | 79 cm | £ | 830.- |
| 637 35 83 | - | - | 83 cm | | |



Flush top workbench

Product program and prices (continued)



| Item no. | Flush top 1500 x 750 mm with height adjustable frame | | | | Price excl. VAT | |
|-----------|--|-------------|--------|----------|-----------------|--------|
| 637 70 66 | Flush solid beech | long frame | height | 64-92 cm | £ | 1490.- |
| 637 75 66 | - | short frame | - | 64-92 cm | £ | 1490.- |



| Item no. | Flush top 1500 x 900 mm with open gate frame | | | | Price excl. VAT | |
|-----------|--|-------------|--------|-------|-----------------|-------|
| 638 10 79 | Flush solid beech | long frame | height | 79 cm | £ | 580.- |
| 638 10 83 | - | - | - | 83 cm | | |
| 638 15 79 | - | short frame | - | 79 cm | £ | 570.- |
| 638 15 83 | - | - | - | 83 cm | | |



| Item no. | Flush top 1500 x 900 mm with integrated cupboard | | | | Price excl. VAT | |
|-----------|--|-------------|--------|-------|-----------------|-------|
| 638 30 79 | Flush solid beech | long frame | height | 79 cm | £ | 930.- |
| 638 30 83 | - | - | - | 83 cm | | |
| 638 35 79 | - | short frame | - | 79 cm | £ | 910.- |
| 638 35 83 | - | - | - | 83 cm | | |



| Item no. | Flush top 1500 x 900 mm with height adjustable frame | | | | Price excl. VAT | |
|-----------|--|-------------|--------|----------|-----------------|--------|
| 638 70 67 | Flush solid beech | long frame | height | 64-92 cm | £ | 1580.- |
| 638 75 67 | - | short frame | - | 64-92 cm | £ | 1580.- |



| Item no. | Flush top 1800 x 900 mm with open gate frame | | | | Price excl. VAT | |
|-----------|--|--|--------|-------|-----------------|-------|
| 639 15 79 | Flush solid beech | | height | 79 cm | £ | 620.- |
| 639 15 83 | - | | - | 83 cm | | |



| Item no. | Flush top 1800 x 900 mm with integrated cupboard | | | | Price excl. VAT | |
|-----------|--|--|--------|-------|-----------------|-------|
| 639 35 79 | Flush solid beech | | height | 79 cm | £ | 960.- |
| 639 35 83 | - | | - | 83 cm | | |



| Item no. | Flush top 1800 x 900 mm with height adjustable frame | | | | Price excl. VAT | |
|-----------|--|--|--------|----------|-----------------|--------|
| 639 70 67 | Flush solid beech | | height | 64-92 cm | £ | 1620.- |

Flush top workbench

Product program and prices (continued)

| Item no. | Flush top accessories | Price excl. VAT |
|------------|------------------------|---|
| 646 00 00 | Height converter | £ 80.- |
| 643 00 00 | Jockey-wheels | £ 60.- |
| 640 07 00 | Rails for tool racks | for model 634 £ 70.- |
| 647 00 40 | Shelf of birch plywood | for model 634 £ 45.- |
| 647 00 13 | - | for model 636 & 637 w/short frame £ 65.- |
| 647 00 23 | - | for model 637 w/long frame £ 75.- |
| 647 00 16 | - | for model 638 w/short frame £ 75.- |
| 647 00 26 | - | for model 638 w/long frame & model 639 £ 90.- |
| 640 06 50 | Woodcraft vice | Record V175, incl. fitting with wooden jaws £ 120.- |
| 105 34 000 | Hold-down clamp | span 75 mm £ 45.- |
| 105 00 600 | Mechanics vice | Record 100 mm jaw width £ 90.- |
| 105 00 500 | - | Record 75 mm jaw width £ 90.- |
| 640 03 00 | Holder for mech. vice | Record 75 mm jaw width £ 80.- |
| 677 12 00 | Protective steel rail | 1200 mm, for model 634 & 636 £ 40.- |
| 677 15 00 | - | 1500 mm, for model 637 & 638 £ 45.- |
| 677 18 00 | - | 1800 mm, for model 639 £ 50.- |

Specifications and measurements

| Model | | 631 | 634 | 636 | 637 | 638 | 639 |
|------------------------------|----|-------------|-------------|--------------|--------------|--------------|--------------|
| Bench top L/W | mm | 1100 x 1100 | 1200 x 1200 | 1200 x 750 | 1500 x 750 | 1500 x 900 | 1800 x 900 |
| With open gate frame | | | | | | | |
| - height | cm | 60, 66, 72 | 79, 83 | 79, 83 | 79, 83 | 79, 83 | 79, 83 |
| - weight | kg | 45 | 55 | 42 | 52 | 58 | 70 |
| With integrated cupboard | | | | | | | |
| - W/H/D, without overhang | mm | | | 1100/540/600 | 1390/540/600 | 1390/540/750 | |
| - W/H/D, with overhang | mm | | 680/600/770 | | 1100/540/600 | 1100/540/750 | 1390/540/750 |
| - height | cm | | 79, 83 | 79, 83 | 79, 83 | 79, 83 | 79, 83 |
| - weight | kg | | 68 | 60 | 74 | 80 | 119 |
| With height adjustable frame | | | | | | | |
| - height | cm | | 64 - 92 | 64 - 92 | 64 - 92 | 64 - 92 | 64 - 92 |
| - weight | kg | | 73 | 48 | 61 | 76 | 81 |

Jewellers square bench



Functionality

Jewellers bench has a circular profile at the front edge, giving the user a perfect working position. At the centre of the profile an anvil and a grinding support are inserted as ideal working tools. The base frame acts as integrated foot support and offers the user a variable foot position. Lervad jewellers bench is carefully crafted with details that inspire the users to focus on design and quality.



Take care of the valuables

To minimise loss of valuables your work place might be equipped with a lap skin. Excess material is caught by the skin, which at the same time protect you clothing. The skin formed like an open bag has metal eyes fixed to hooks underneath the top and a line fitting your waist.



Lervad jewellers bench is prepared for creative work with jewels and similar precious materials. Jewellers bench has a 30 mm worktop of solid beech.

Jewellers square bench is square and has 4 working places, one at each side. It is available with solid beech frame or adjustable frame for varying working heights.

Jewellers line bench is modular and has as standard 1 or 2 working places. However, jewellers line bench may be ordered with as many working places in line as you wish.

Jewellers line bench



Jewellers bench

Product program and prices (NB! Illustrations may include accessories)



| Item no. | Jewellers line bench | | | Price excl. VAT | |
|-----------|---|--------|-------|-----------------|-------|
| 693 10 73 | Jewellers bench 900 x 600 mm, 1 working place | height | 73 cm | £ | 520.- |
| 693 10 79 | - | - | 79 cm | | |
| 694 10 73 | Jewellers bench 1760 x 600 mm, 2 working places | - | 73 cm | £ | 840.- |
| 694 10 79 | - | - | 79 cm | | |
| 695 10 73 | Jewellers bench 900 x 750 mm, 1 working place | - | 73 cm | £ | 540.- |
| 695 10 79 | - | - | 79 cm | | |
| 696 10 73 | Jewellers bench 1760 x 750 mm, 2 working places | - | 73 cm | £ | 880.- |
| 696 10 79 | - | - | 79 cm | | |



| Item no. | Jewellers square bench | | | Price excl. VAT | |
|-----------|--|-------------------|------------|-----------------|--------|
| 698 10 73 | Jewellers bench 1200 x 1200 mm, 4 working places | height | 79 cm | £ | 1440.- |
| 698 10 79 | - | - | 73 cm | | |
| 698 70 67 | - | Height adjustable | 63 - 91 cm | £ | 2550.- |

| Item no. | Jewellers bench accessories | | | Price excl. VAT | |
|------------|--|--|--|-----------------|-------|
| 066 90 00 | Grinding support | | | £ | 25.- |
| 000 80 97 | Anvil | | | £ | 50.- |
| 102 00 001 | Jewellers lap skin (canvas) incl. hooks for hanging | | | £ | 50.- |
| 102 00 000 | Jewellers lap skin (leather) incl. hooks for hanging | | | £ | 150.- |

Specifications and measurements

| Model | | 693 | 695 | 694 | 696 | 698 |
|------------------------------|----|-----------|-----------|------------|-----------|-------------|
| Bench top L/W | mm | 900 x 600 | 900 x 750 | 1760 x 600 | 900 x 750 | 1200 x 1200 |
| With open gate frame | | | | | | |
| - height | cm | 79, 83 | 79, 83 | 79, 83 | 79, 83 | 79, 83 |
| - weight | kg | 39 | 73 | 42 | 79 | 55 |
| With height adjustable frame | | | | | | |
| - height | cm | | | | | 63 - 91 |
| - weight | kg | | | | | 73 |



Lervad Line bench is a beautiful piece of furniture and an obvious response to the demand for benching along windows, walls or in free standing groups.

The 30 mm thick bench top as well as the frame is made of solid beech.



Functionality

Lervad Line bench is modular and is available in a short and a long version. The shorter has one module, the longer two, and both with the additional option of a shelf or cupboard. It is unsurpassed as bench for light machinery. However, fitted with Lervad clamping tools it is well suited for student workplaces, too.

On castors the smaller benches may even work as a mobile work table.

Flexibility

A selection of accessories makes line bench ideal as multi-function workbench as well.

With Lervad woodwork vice, hold-down clamp and portable mechanics vice most requirements are covered.



For metalwork

For permanent metalwork Lervad line bench may be equipped with fixed mechanics vices.

To prevent damage and to assure extra durability an optional protective steel rail can be applied into the edge of the bench.

Line bench

Product program and prices (NB! Illustrations may include accessories)



| Item no. | Line bench with open gate frame | | | Price excl. VAT | |
|-----------|---------------------------------|--------|-------|-----------------|-------|
| 673 10 79 | Bench top 900 x 600 mm | height | 79 cm | £ | 370.- |
| 673 10 83 | - | - | 83 cm | | |
| 674 10 79 | Bench top 1760 x 600 mm | - | 79 cm | £ | 560.- |
| 674 10 83 | - | - | 83 cm | | |
| 675 10 79 | Bench top 900 x 750 mm | - | 79 cm | £ | 390.- |
| 675 10 83 | - | - | 83 cm | | |
| 676 10 79 | Bench top 1760 x 750 mm | - | 79 cm | £ | 600.- |
| 676 10 83 | - | - | 83 cm | | |

| Item no. | Line bench with integrated cupboard | | | Price excl. VAT | |
|-----------|-------------------------------------|--------|-------|-----------------|--------|
| 673 30 79 | Bench top 900 x 600 mm | height | 79 cm | £ | 680.- |
| 673 30 83 | - | - | 83 cm | | |
| 674 30 79 | Bench top 1760 x 600 mm | - | 79 cm | £ | 1190.- |
| 674 30 83 | - | - | 83 cm | | |
| 675 30 79 | Bench top 900 x 750 mm | - | 79 cm | £ | 710.- |
| 675 30 83 | - | - | 83 cm | | |
| 676 30 79 | Bench top 1760 x 750 mm | - | 79 cm | £ | 1250.- |
| 676 30 83 | - | - | 83 cm | | |

| Item no. | Line bench accessories | | | Price excl. VAT | |
|------------|----------------------------------|----------------------------------|--|-----------------|------|
| 646 00 00 | Height Converter | | | £ | 80.- |
| 643 00 00 | Jockey-wheels | | | £ | 55.- |
| 643 10 00 | Set of 4 castors (2 with brakes) | | | £ | 65.- |
| 647 00 30 | Shelf of birch plywood | for model 671, 673 & 674 | | £ | 50.- |
| 647 00 33 | - | for model 675 & 676 | | £ | 60.- |
| 105 34 000 | Hold-down Clamp | span 75 mm | | £ | 45.- |
| 105 00 600 | Mechanics Vice | Record 100 mm jaw width | | £ | 90.- |
| 105 00 500 | - | Record 75 mm jaw width | | £ | 90.- |
| 640 03 00 | Holder for Mech. Vice | Record 75 mm jaw width | | £ | 80.- |
| 677 09 00 | - | 900 mm, for model 671, 673 & 675 | | £ | 35.- |
| 677 17 00 | - | 1760 mm, for model 674 & 676 | | £ | 50.- |

Specifications and measurements

| Model | | 673 | | 674 | | 675 | | 676 | |
|--------------------------|---|-----|-----------|-----|------------|-----|-----------|-----|------------|
| Bench top L/W | | mm | 900 x 600 | | 1760 x 600 | | 900 x 750 | | 1760 x 750 |
| With open gate frame | | | | | | | | | |
| - height | | cm | 79, 83 | | 79, 83 | | 79, 83 | | 79, 83 |
| - weight | | kg | 24 | | 43 | | 27 | | 49 |
| With integrated cupboard | | | | | | | | | |
| - cupboards | | no. | 1 | | 2 | | 1 | | 2 |
| - cupboard | W | mm | 810 | | 810 | | 810 | | 810 |
| | H | | 540 | | 540 | | 540 | | 540 |
| | D | | 450 | | 450 | | 600 | | 600 |
| - height | | cm | 79, 83 | | 79, 83 | | 79, 83 | | 79, 83 |
| - weight | | kg | 39 | | 73 | | 42 | | 79 |



Lervad craft table is a robust and durable table for work with practically all types of materials. The table is designed for heavy load and with ideal functionality in use.



Choice of worktop

Craft table is available with two different table tops. Choose between

- 28 mm 2-layer wood fibre with solid beech edge. The top wood fibre is 6 mm thick and replaceable.

or

- 21 mm plywood with high pressure laminate. 5 standard colours (special colour on demand).



Ergonomics

Craft table is available with a height adjustable frame for free setting of the working height.


As alternative Lervad height converter fitted to the open gate frame may adjust the height by 60 mm.

Jockey-wheels mounted at the one end gate assure easy moving.

Why not go for colour?

Craft table is also available with a surface of high pressure laminate.

You can choose from a palette of 5 standard colours, but other colours are available on demand.



Worktable

Product program and prices (NB! Illustrations may include accessories)



| Item no. | Craft table with open gate frame | | | | Price excl. VAT | | |
|-----------|----------------------------------|------------|--------|-------|-----------------|-------|--|
| 684 10 65 | Work top 1500 x 750 mm | wood fibre | height | 65 cm | £ | 490.- | |
| 684 10 73 | - | - | - | 73 cm | | | |
| 684 10 79 | - | - | - | 79 cm | | | |
| 684 10 83 | - | - | - | 83 cm | | | |
| 684 11 65 | - | laminate | - | 65 cm | £ | 530.- | |
| 684 11 73 | - | - | - | 73 cm | | | |
| 684 11 79 | - | - | - | 79 cm | | | |
| 684 11 83 | - | - | - | 83 cm | | | |
| 686 10 65 | Work top 1500 x 1000 mm | wood fibre | - | 65 cm | £ | 520.- | |
| 686 10 73 | - | - | - | 73 cm | | | |
| 686 10 79 | - | - | - | 79 cm | | | |
| 686 10 83 | - | - | - | 83 cm | | | |
| 686 11 65 | - | laminate | - | 65 cm | £ | 570.- | |
| 686 11 73 | - | - | - | 73 cm | | | |
| 686 11 79 | - | - | - | 79 cm | | | |
| 686 11 83 | - | - | - | 83 cm | | | |
| 687 10 65 | Work top 1800 x 1000 mm | wood fibre | - | 65 cm | £ | 570.- | |
| 687 10 73 | - | - | - | 73 cm | | | |
| 687 10 79 | - | - | - | 79 cm | | | |
| 687 10 83 | - | - | - | 83 cm | | | |
| 687 11 65 | - | laminate | - | 65 cm | £ | 630.- | |
| 687 11 73 | - | - | - | 73 cm | | | |
| 687 11 79 | - | - | - | 79 cm | | | |
| 687 11 83 | - | - | - | 83 cm | | | |

| Item no. | Craft table with height adjustable frame | | | | Price excl. VAT | | |
|-----------|--|------------|--------|------------|-----------------|--------|--|
| 684 70 63 | Work top 1500 x 750 mm | wood fibre | height | 63 - 91 cm | £ | 1400.- | |
| 684 71 63 | - | laminate | - | 63 - 91 cm | £ | 1440.- | |
| 686 70 63 | Work top 1500 x 1000 mm | wood fibre | - | 63 - 91 cm | £ | 1500.- | |
| 686 71 63 | - | laminate | - | 63 - 91 cm | £ | 1550.- | |
| 687 70 63 | Work top 1800 x 1000 mm | wood fibre | - | 63 - 91 cm | £ | 1600.- | |
| 687 71 63 | - | laminate | - | 63 - 91 cm | £ | 1660.- | |

| Item no. | Craft table accessories | | | | Price excl. VAT | | |
|-----------|-------------------------|---------------|--|--|-----------------|------|--|
| 646 00 00 | Height Converter | | | | £ | 80.- | |
| 643 00 00 | Jockey-wheels | | | | £ | 55.- | |
| 647 00 13 | Shelf of birch plywood | for model 684 | | | £ | 65.- | |
| 647 00 16 | - | for model 686 | | | £ | 75.- | |
| 647 00 26 | - | for model 687 | | | £ | 90.- | |

Specifications and measurements

| Model | 684 | | 686 | | 687 |
|-------------------------|-----|----------------|----------------|----------------|-----|
| Table top L/W | mm | 1500 x 750 | 1500 x 1000 | 1800 x 1000 | |
| Open gate frame | | | | | |
| - height | cm | 65, 73, 79, 83 | 65, 73, 79, 83 | 65, 73, 79, 83 | |
| - weight | kg | 38 | 56 | 62 | |
| Height adjustable frame | | | | | |
| - height | cm | 63 - 91 | 63 - 91 | 63 - 91 | |
| - weight | kg | 54 | 62 | 72 | |



Lervad work centre is an ideal solution for workshops in kindergarten, preschool and early key stages. It has 2 or 4 places and is fully equipped with clamping tools, tools and room for storage. All in one self-contained unit. The larger model has large overhang with extra legroom for seated work.



Safety in focus

For traditional clamping a Lervad woodwork vice is applied, and for clamping on top a hold-down clamp is an ideal supplement. The work centre is equipped with reversible tool racks. For increased safety they may be fitted with locks.



A work centre is more than an ordinary work table

Without woodwork vices Lervad work centre is very well suited as an ordinary work table. However, the full potential is reached by adding clamping tools, fitting the interior with sliding storage trays and covering the frame by tool racks and security panels.



Tool racks and tool sets

Lervad has defined a couple of standard tool sets to be accommodated in fitted tool racks.



Work Centre

Product program and prices



| Item no. | "Basic": Top with open gate frame including mentioned accessories | | Price excl. VAT | |
|------------|--|---|-----------------|--------|
| | Incl. height converter, jockey-wheels, 2x woodwork vice, 2x hold-down clamp: | | | |
| 689 15 xx0 | Work top 1000 x 750 mm | (xx = working height 66 cm, 73 cm or 79 cm) | £ | 885.- |
| | Incl. height converter, jockey-wheels, 4x woodwork vice, 2x hold-down clamp: | | | |
| 689 10 xx0 | Work top 1500 x 750 mm | (xx = working height 66 cm, 73 cm or 79 cm) | £ | 1195.- |
| 689 13 xx0 | Work top 1500 x 1000 mm | (xx = working height 66 cm, 73 cm or 79 cm) | £ | 1295.- |

| Item no. | "All inclusive": "Basic" including mentioned accessories | | Price excl. VAT | |
|------------|---|---|-----------------|--------|
| | Incl. 2x tool rack with tools 1A & 1B, 2x security panel, 3x sliding tray with runners: | | | |
| 689 15 xx2 | Work top 1000 x 750 mm | (xx = working height 66 cm, 73 cm or 79 cm) | £ | 1565.- |
| | Incl. 3x tool rack with tools 2A & 1B, 3x security panel, 6x sliding tray with runners: | | | |
| 689 10 xx2 | Work top 1500 x 750 mm | (xx = working height 66 cm, 73 cm or 79 cm) | £ | 2275.- |
| 689 13 xx2 | Work top 1500 x 1000 mm | (xx = working height 66 cm, 73 cm or 79 cm) | £ | 2375.- |



| Item no. | Work top with gate frame | | Price excl. VAT | |
|-----------|--------------------------|--------------|-----------------|-------|
| 689 15 66 | Work top 1000 x 750 mm | height 66 cm | £ | 450.- |
| 689 15 73 | - | - 73 cm | | |
| 689 15 79 | - | - 79 cm | | |
| 689 10 66 | Work top 1500 x 750 mm | height 66 cm | £ | 550.- |
| 689 10 73 | - | - 73 cm | | |
| 689 10 79 | - | - 79 cm | | |
| 689 13 66 | Work top 1500 x 1000 mm | height 66 cm | £ | 650.- |
| 689 13 73 | - | - 73 cm | | |
| 689 13 79 | - | - 79 cm | | |

| Item no. | Work Centre accessories | | Price excl. VAT | |
|------------|------------------------------|--|-----------------|-------|
| 646 00 00 | Height Converter | | £ | 80.- |
| 643 00 00 | Jockey-wheels | | £ | 55.- |
| 689 08 70 | Woodwork Vice | jaw width 200 mm | £ | 105.- |
| 105 34 000 | Hold-down Clamp | span 75 mm | £ | 45.- |
| 689 05 15 | Tool rack | for Tool set A | £ | 75.- |
| 689 05 16 | - | for Tool set B | £ | 75.- |
| 689 05 151 | Tool set | A, basic tools for 1-2 children | £ | 150.- |
| 689 05 161 | - | B, supplementary tool for 2-4 children | £ | 150.- |
| 689 05 10 | Security panel | | £ | 45.- |
| 689 05 12 | Tool Rack | for own finishing | £ | 65.- |
| 689 05 31 | Sliding tray with high edges | | £ | 30.- |
| 689 05 25 | Pair of runners | 1050 mm, for Work top L=1500 (2 trays) | £ | 30.- |
| 689 05 26 | - | 530 mm, for Work top L=980 (1 tray) | £ | 20.- |
| 646 10 054 | Barrel locks | 4 barrels, 2 keys | £ | 105.- |
| 646 10 056 | - | 6 barrels, 2 keys | £ | 145.- |

Specifications and measurements

| Model | | 689 15 | 689 10 | 689 13 |
|-------------------|----|------------|------------|-------------|
| Table top L/W | mm | 1000 x 750 | 1500 x 750 | 1500 x 1000 |
| Open gate frame | | | | |
| - height | cm | 66, 73, 79 | 66, 73, 79 | 66, 73, 79 |
| - Weight "basic" | kg | 33 | 45 | 54 |
| - Weight "all-in" | kg | 49 | 70 | 79 |



Safety and responsibility are key words when dealing with tools. When using Lervad portable tool rack all frequently used tools are directly accessible for each student. At the same time traffic in the workshop is reduced. In combination with Lervad roller shutter cabinet the portable tool rack system makes surveillance and control a simple task.



Built to specifications

Lervad portable tool rack has a finished interior prepared for standard tool set.

For customers with own tool set the racks may be built to user specifications.

Alternatively plain racks for own finishing are available.



Product program and prices (NB! Illustrations may include accessories)



| Item no. | Tool rack, for own finishing | | | Pris excl. moms | |
|-----------|------------------------------|----------|---------------|-----------------|------|
| 652 01 51 | Tool Rack | 3 layers | with hooks | £ | 95.- |
| 652 01 55 | - | - | without hooks | £ | 90.- |
| 652 97 01 | - | 2 layers | with hooks | £ | 80.- |
| 652 97 05 | - | - | without hooks | £ | 75.- |



| Item no. | Tool rack, finished interior | | | Pris excl. moms | |
|-----------|------------------------------|----------|--|-----------------|------|
| 652 52 00 | Tool Rack | 2 layers | for Tool set "15 x tools for wood" | £ | 90.- |
| 652 94 00 | - | - | for Tool set "15 x tools for metal" | £ | 90.- |
| 652 97 00 | - | - | for Tool set "15 x tools for wood/metal" | £ | 90.- |

| Item no. | Tool sets | | | Pris excl. moms | |
|------------|-----------|-----------------------------|--|-----------------|-------|
| 652 52 101 | Tool set | "15 x tools for wood" | | £ | 250.- |
| 652 94 101 | - | "15 x tools for metal" | | £ | 180.- |
| 652 97 101 | - | "15 x tools for wood/metal" | | £ | 180.- |

Specifications and measurements

| Model | | 652 01 51 | | 652 97 01 | |
|---------------------|-----|-----------|--|-----------|--|
| Width / height | mm | 340 x 400 | | 340 x 400 | |
| Layers | no. | 3 | | 2 | |
| Depth of tool block | mm | 132 | | 92 | |
| Weight | kg | 3,5 | | 2,2 | |



Functional cabinet siding

The sidings have three lines of holes used for building flexible interiors.

The holes are used for fixing shelves and in tool cupboards for the fixing of racks and back panels for the accommodation of tools.



Lervad roller shutter cabinet is the answer to the constantly demanding requirement for storage. Roller Shutters require less space and make the interior easy accessible. For safety reason the roller shutter opens downwards. When turning the key the shutter coils up in the base self-braking bringing it to a gentle halt.



Maximize your storage space

Top cabinets may be added to standard high cabinets building a complete cabinet wall.

The position of the top cabinet is secured by guiding dowels between the top and bottom cabinets.

Quality for active use

Roller shutter cabinet LX-21 is designed for use in stressful environments.

All elements are made from birch plywood. The sidings are 21 mm, all horizontal parts are 18 mm and the backing is 9 mm. Assembled in robust design it is the assurance for yearlong use in workshops and other tough environments.

Individual fitting

When used as tool cupboards the cabinet is provided with fitting precisely adapted to the set of tools to be accommodated, either that being one of Lervads standard tool sets or a user defined set of tools.

All cabinets have a high quality barrel-lock.



Cabinet LX-21

Roller shutter cabinet with shelves

Flexibility in use

Cabinet LX-21 with shelves is a robust and perfect solution for general storage.

Model 780 and 800 may be fitted with sloping shelves, too.

All shelves are moveable, of course.



Model 780
W/D/H: 790 x 400 x 1800 mm



Model 800
W/D/H: 1190 x 400 x 1800 mm



Model 900
W/D/H: 990 x 600 x 1800 mm



Model 920
W/D/H: 1190 x 600 x 1800 mm

Product program and prices (NB! Illustrations may include accessories)



| Item no. | Cabinet with shelves W/D/H: 790 x 400 x 1800 mm | | Price excl. VAT | |
|-----------|---|-------------------|-----------------|-------|
| 780 03 00 | Cabinet with | 3 shelves | £ | 805.- |
| 780 03 50 | - | 3 sloping shelves | £ | 835.- |
| 780 04 00 | - | 4 shelves | £ | 840.- |
| 780 04 50 | - | 4 sloping shelves | £ | 880.- |
| 780 00 90 | Shelf | 18 x 748 x 345 mm | £ | 35.- |
| 780 00 92 | Sloping shelf w/ end stop | 18 x 748 x 380 mm | £ | 45.- |



| Item no. | Cabinet with shelves W/D/H: 1190 x 400 x 1800 mm | | Price excl. VAT | |
|-----------|--|--------------------|-----------------|--------|
| 800 03 00 | Cabinet with | 3 shelves | £ | 930.- |
| 800 03 50 | - | 3 sloping shelves | £ | 970.- |
| 800 04 00 | - | 4 shelves | £ | 970.- |
| 800 04 50 | - | 4 sloping shelves | £ | 1010.- |
| 800 00 90 | Shelf | 18 x 1148 x 345 mm | £ | 40.- |
| 800 00 92 | Sloping shelf w/ end stop | 18 x 1148 x 380 mm | £ | 50.- |



| Item no. | Cabinet with shelves W/D/H: 990 x 600 x 1800 mm | | Price excl. VAT | |
|-----------|---|-------------------|-----------------|--------|
| 900 03 00 | Cabinet with | 3 shelves | £ | 955.- |
| 900 04 00 | - | 4 shelves | £ | 1000.- |
| 900 00 90 | Shelf | 18 x 948 x 345 mm | £ | 45.- |



| Item no. | Cabinet with shelves W/D/H: 1190 x 600 x 1800 mm | | Price excl. VAT | |
|-----------|--|-------------------|-----------------|--------|
| 920 03 00 | Cabinet with | 3 shelves | £ | 1090.- |
| 920 04 00 | - | 4 shelves | £ | 1140.- |
| 920 00 90 | Shelf | 18 x 948 x 345 mm | £ | 50.- |



| Item no. | Top cabinet with 1 shelf | | Price excl. VAT | |
|-----------|--------------------------|---------------------|-----------------|-------|
| 781 01 00 | Cabinet W/D/H: | 790 x 400 x 700 mm | £ | 420.- |
| 801 01 00 | - | 1190 x 400 x 700 mm | £ | 480.- |
| 901 01 00 | - | 990 x 600 x 700 mm | £ | 500.- |
| 921 01 00 | - | 1190 x 600 x 700 mm | £ | 540.- |

Cabinet LX-21

Roller shutter cabinet with functional interior

Safety and efficiency

Lervad's functional fitted cabinets are designed with the user's safety and ideal tool control in mind. Each tool has a unique place. Sharp edges are placed protected preventing accidents and users getting hurt.

Define your solution

- An all finished solution with standard tool set.
- A standard interior for your own finishing.
- A carcass complemented by exactly those interior components you prefer.



Model 780 55 00
W/D/H: 790 x 400 x 1800 mm



Model 800 53 00
W/D/H: 1190 x 400 x 1800 mm



Model 780 62 00 - virgin
W/D/H: 790 x 400 x 1800 mm



Model 800 76 04 - virgin
W/D/H: 1190 x 400 x 1800 mm

Product program and prices (NB! Illustrations may include accessories)



| Item no. | Cabinet carcass | | Price excl. VAT |
|-----------|-----------------|------------------------------------|-----------------|
| 780 00 00 | Cabinet W/D/H: | 790 x 400 x 1800 mm | £ 700.- |
| 780 00 05 | - | 790 x 400 x 1800 mm "Flat packed" | £ 650.- |
| 800 00 00 | - | 1190 x 400 x 1800 mm | £ 810.- |
| 800 00 05 | - | 1190 x 400 x 1800 mm "Flat packed" | £ 750.- |
| 900 00 00 | - | 990 x 600 x 1800 mm | £ 820.- |
| 900 00 05 | - | 990 x 600 x 1800 mm "Flat packed" | £ 760.- |
| 920 00 00 | - | 1190 x 600 x 1800 mm | £ 940.- |
| 920 00 05 | - | 1190 x 600 x 1800 mm "Flat packed" | £ 860.- |



| Item no. | Tool cabinet components | | Price excl. VAT |
|-----------|--------------------------------|---------------------------------|-----------------|
| 800 00 50 | Carcass divider | 21 x 345 x 1397 mm | £ 60.- |
| 780 00 80 | Perforated backplate | 15 x 748 x 368 mm | £ 35.- |
| 800 00 80 | Perforated backplate | 15 x 1148 x 368 mm | £ 55.- |
| 800 00 81 | Perforated backplate | 15 x 379 x 368 mm | £ 30.- |
| 930 00 10 | Tool hooks - set of 10 pcs. | 4x 150 mm, 4x 200 mm, 2x 250 mm | £ 40.- |
| 780 00 82 | Tool rack "virgin" | 42 x 130 x 748 mm | £ 25.- |
| 800 00 82 | Tool rack "virgin" | 42 x 130 x 1148 mm | £ 30.- |
| 800 00 83 | Tool rack "virgin" | 42 x 130 x 379 mm | £ 20.- |
| 780 00 90 | Shelf | 18 x 748 x 345 mm | £ 35.- |
| 800 00 90 | Shelf | 18 x 1148 x 345 mm | £ 40.- |
| 800 00 91 | Shelf | 18 x 379 x 345 mm | £ 25.- |
| 780 00 92 | Sloping shelf w/ end stop | 18 x 748 x 380 mm | £ 45.- |
| 780 00 93 | Rubber layer for sloping shelf | 3 x 748 x 362 mm | £ 20.- |
| 800 00 92 | Sloping shelf w/ end stop | 18 x 1148 x 380 mm | £ 50.- |
| 800 00 93 | Rubber layer for sloping shelf | 3 x 1148 x 362 mm | £ 25.- |
| 800 00 94 | Sloping shelf w/ end stop | 18 x 379 x 380 mm | £ 30.- |
| 800 00 95 | Rubber layer for sloping shelf | 3 x 379 x 362 mm | £ 15.- |
| 780 00 96 | Sloping shelf for planes | 18 x 748 x 380 mm | £ 50.- |
| 800 00 96 | Sloping shelf for planes | 18 x 1148 x 380 mm | £ 60.- |
| 800 00 97 | Sloping shelf for planes | 18 x 379 x 380 mm | £ 30.- |




Cabinet LX-21

Model 780 - Roller shutter cabinet with functional interior (NB! The interior desing may have changed)



Model 780 54 00
With one moveable and two fixed shelves.
Two units with 24 drawers each.



Model 780 55 00
For occasional tools for a small workshop.
(re. tool schedule).



Model 780 56 00
For paperwork tools
(re. tool schedule).



Model 780 57 00
For pottery tools
(re. tool schedule).



Model 780 60 00
For leather tools
(re. tool schedule).



Model 780 61 00
For textiles tools
(re. tool schedule).



Model 780 63 00
With 4 shelves fitted for
12 portable mechanics vices.



Model 780 64 50
For 16 sets of student's woodwork tools
(re. tool schedule)



Model 780 68 00
For clamps and sanding paper. 2 beech shelves
with pins, 3 boxes and 2 shelves



Model 780 69 00
For clamps. 2 beech shelves with pins.



Model 780 70 00
For occasional woodwork tools
(re. tool schedule).



Model 780 71 00
For occasional metalwork tools
(re. tool schedule).

Cabinet LX-21

Model 800 - Roller shutter cabinet with functional interior (NB! The interior desing may have changed)



Model 800 20 00
For occasional woodwork tools, 16 students
(re. tool schedule).



Model 800 30 00
For occasional metalwork tools, 8 students
(re. tool schedule).



Model 800 53 00
For student's and occasional woodwork tools
(re. tool schedule).



Model 800 62 00
For student's and occasional metalwork tools
(re. tool schedule).



Model 800 58 00
With 12 portable drying grates.



Model 800 59 50
With 6 portable drying grates,
5 shelves and 2x 6 plastic containers.



Model 800 63 00
With 4 shelves fitted for
20 portable mechanics vices.



Model 800 64 50
For 24 sets of student's woodwork tools
(re. tool schedule).



Model 800 65 00
For 20 hacksaw frames and 20 tool racks.
(re. tool schedule).



Model 800 66 00
For electronics tools
(re. tool schedule).



Model 800 67 00
For metalwork tools and portable mech. vices.
(re. tool schedule).



Model 800 70 00
For occasional wood- and metalwork tools
(re. tool schedule).

Cabinet LX-21

Product program and prices (NB! Illustrations may include accessories)



For images of cabinets with tools see page 26. Please note, that interior designs may have changed.



For images of cabinets with tools see page 27. Please note, that interior designs may have changed.

| Item no. | "Virgin" tool cabinet | Price excl. VAT |
|-----------|---|-----------------|
| 780 62 00 | "Virgin" model for cabinet 780 55 00 790 x 400 x 1800 mm | £ 910.- |
| 800 56 00 | "Virgin" model for cabinet 800 53 00 1190 x 400 x 1800 mm | £ 1150.- |
| 800 76 00 | "Virgin" model for cabinet 800 70 00 1190 x 400 x 1800 mm | £ 1260.- |
| 800 76 04 | "Virgin" model for cabinet 800 70 04 1190 x 400 x 1800 mm | £ 1190.- |

| Item no. | Cabinet with fitted interior W/D/H: 790 x 400 x 1800 mm | Price excl. VAT |
|-----------|--|-----------------|
| 780 54 00 | 3 shelves and 2 units with drawers | £ 950.- |
| 780 55 00 | Occasional tools for a small workshop | £ 1020.- |
| 780 56 00 | Paperwork tools | £ 890.- |
| 780 57 00 | Pottery tools | £ 950.- |
| 780 60 00 | Leather tools | £ 950.- |
| 780 61 00 | Textiles tools | £ 1020.- |
| 780 63 00 | 4 shelves fitted for 12 portable mechanics vices | £ 880.- |
| 780 64 50 | Woodwork tools, with shelf for planes | £ 860.- |
| 780 68 00 | 2 shelves for clamps, 3 boxes for sanding paper, 2 shelves | £ 1180.- |
| 780 69 00 | 2 shelves for set of clamps | £ 820.- |
| 780 70 00 | Occasional woodwork tools | £ 1060.- |
| 780 71 00 | Occasional metalwork tools | £ 990.- |

| Item no. | Cabinet with fitted interior W/D/H: 1190 x 400 x 1800 mm | Price excl. VAT |
|-----------|--|-----------------|
| 800 20 00 | Occasional tools for woodwork | £ 1220.- |
| 800 30 00 | Occasional tools for metalwork | £ 1150.- |
| 800 53 00 | Student's and occasional woodwork tools | £ 1330.- |
| 800 62 00 | Student's and occasional metalwork tools | £ 1320.- |
| 800 58 00 | 12 portable drying grates | £ 1430.- |
| 800 59 50 | 6 portable drying grates, 5 shelves and 2 x 6 plastic containers | £ 1250.- |
| 800 63 00 | 4 shelves for 20 portable mechanics vices | £ 1200.- |
| 800 64 50 | Woodwork tools, with shelf for planes | £ 1020.- |
| 800 65 00 | Metalwork tools, on back panel and in tool racks | £ 950.- |
| 800 66 00 | Electronics tools | £ 1120.- |
| 800 67 00 | Metalwork tools and portable mechanics vices | £ 1200.- |
| 800 70 00 | Occasional wood- and metalwork tools | £ 1480.- |
| 800 70 04 | Occasional tools for woodwork and 4 shelves | £ 1290.- |

| Item no. | Tool sets | Price excl. VAT |
|--|-----------|-----------------|
| <p>For up to date prices on tool sets please look up our website: www.lervad.com Alternatively please contact us per mail or telephone.</p> | | |

Specifications and measurements

| Model | | 780/781 | 800/801 | 900/901 | 920/921 |
|-----------------------------|----|------------------|-------------------|------------------|-------------------|
| High roller shutter cabinet | | | | | |
| - W/D/H exterior | mm | 790 x 400 x 1800 | 1190 x 400 x 1800 | 990 x 610 x 1800 | 1190 x 600 x 1800 |
| - W/D/H interior | mm | 748 x 360 x 1400 | 1148 x 360 x 1400 | 948 x 570 x 1400 | 1148 x 560 x 1400 |
| - Weight with 4 shelves | kg | 68 | 88 | 108 | 118 |
| Roller Shutter Top Cabinet | | | | | |
| - W/D/H exterior | mm | 790 x 400 x 700 | 1190 x 400 x 700 | 990 x 610 x 700 | 1190 x 600 x 700 |
| - W/D/H interior | mm | 748 x 360 x 500 | 1148 x 360 x 500 | 948 x 570 x 500 | 1148 x 560 x 500 |
| - Weight with 1 shelf | kg | 32 | 40 | 49 | 59 |



Modern design

LX-18 is a line of cabinets created for use in environments with lively activity.

It is made around a module of W/D/H 390 x 390 x 375 mm.

The modular design is the basis for countless options for combining different elements. Standard modules are:

- Module 21: 2 wide, 1 high
- Module 22: 2 wide, 2 high
- Module 24: 2 wide, 4 high

LX-18 can be used as open rack or with drawers and hinged door. Besides module 22 and 24 is available with roller shutter. All modules are prepared for stacking with secure position guided by dowels in the sidings. The cabinets may be placed on a base or on castors.

Quality in all details

LX-18 is made from birch plywood. The carcass elements are 18 mm with 6 mm backing. The shelves are 15 mm and fixed by Rafix binders, giving extra stability. Drawers and doors are 15 mm. The roller shutter is 6 mm with 8 mm slats.

All parts have a surface treatment of environmental friendly lack with white pigments.

Roller shutter, drawers and doors are provided with furniture locks.

The roller shutter may be locked in both closed and open position.

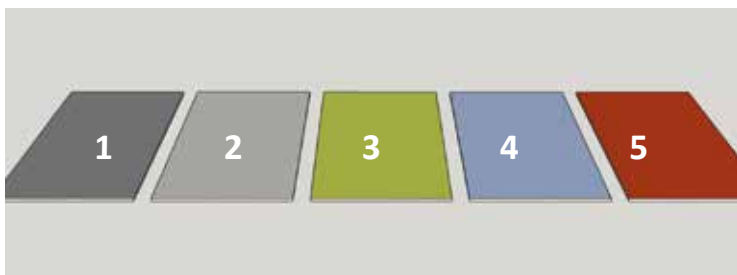
Top deck

When placing cabinets back to back a top deck is nice.

Top deck is available for 2 or 4 cabinets (2 x 2) and may be delivered with the same surface as the cabinet or with high pressure laminate. Choose from the standard colours or ask for your special colour you want.

Standard colours:

1: Storm - 2: Snow - 3: Spring - 4: Sky - 5: Autumn



Modular cabinet LX-18

Product program and prices



| Item no. | Modular cabinet LX-18 open and for doors and drawers | Price excl. VAT | |
|-------------|--|-----------------|-------|
| 390 37 50 | Carcass L21 W/D/H: 78x39x37,5 cm | £ | 190.- |
| 390 75 00 | Carcass L22 W/D/H: 78x39x75 cm | £ | 240.- |
| 391 50 00 | Carcass L24 W/D/H: 78x39x150 cm | £ | 370.- |
| 392 00 01 | Doors for carcass L21 | £ | 90.- |
| 392 00 02 | Doors for carcass L22 | £ | 120.- |
| 392 00 04 | Doors for carcass L24 | £ | 190.- |
| 393 00 03 | Exterior drawer W/D/H: 78x37x32 cm | £ | 140.- |
| 393 00 51 | Interior drawer W/D/H: 74x35x10 cm | £ | 95.- |
| 394 00 01 | Shelf WD: 74x37 cm | £ | 35.- |
| 394 00 02 | Sloping shelf w/ edge W/D: 74x37 cm | £ | 45.- |
| 396 00 22 | Top deck "nature" W/D: 80x83 cm | £ | 55.- |
| 396 00 22-L | Top deck "lamine" W/D: 80x83 cm | £ | 110.- |
| 396 00 42 | Top deck "nature" W/D: 158x83 cm | £ | 100.- |
| 396 00 42-L | Top deck "lamine" W/D: 158x83 cm | £ | 200.- |



| Item no. | Modular cabinet LX-18 with roller shutter | Price excl. VAT | |
|-------------|---|-----------------|-------|
| 390 75 05 | Carcass J22 W/D/H: 78x39x75 cm | £ | 360.- |
| 391 50 05 | Carcass J24 W/D/H: 78x39x150 cm | £ | 560.- |
| 393 00 51 | Interior drawer W/D/H: 74x35x10 cm | £ | 95.- |
| 394 00 51 | Shelf BD: 74x35 cm | £ | 35.- |
| 394 00 52 | Sloping shelf w/ edge W/D: 74x35 cm | £ | 45.- |
| 396 05 22 | Top deck "nature" W/D: 80x80 cm | £ | 55.- |
| 396 05 22-L | Top deck "lamine" W/D: 80x80 cm | £ | 110.- |
| 396 05 42 | Top deck "nature" W/D: 158x80 cm | £ | 100.- |
| 396 05 42-L | Top deck "lamine" W/D: 158x80 cm | £ | 200.- |

| Item no. | Accessories | Price excl. VAT | |
|-----------|---|-----------------|-------|
| 395 00 21 | Base W/D/H: 78x35x10 cm | £ | 50.- |
| 395 01 22 | Base plate w/ castors W/D/H: 76x76x10 cm | £ | 100.- |
| 395 01 42 | Base plate w/ castors W/D/H: 154x76x10 cm | £ | 150.- |

Specificationer og measurements

| Model | | Module 21 | Module 22 | Module 24 |
|---------------------|----|-----------------|-----------------|------------------|
| Open | | | | |
| - W/D/H exterior | mm | 780 x 390 x 375 | 780 x 390 x 750 | 780 x 390 x 1500 |
| - W/D/H interior | mm | 744 x 378 x 339 | 744 x 378 x 714 | 744 x 378 x 1464 |
| - Weight carcass | kg | 20 | 35 | 55 |
| With roller shutter | | | | |
| - W/D/H exterior | mm | | 780 x 390 x 750 | 780 x 390 x 1500 |
| - W/D/H interior | mm | | 744 x 378 x 630 | 744 x 378 x 1360 |
| - Weight carcass | kg | | 40 | 65 |

General sales and delivery terms

These general sales and delivery terms ("Delivery Terms") apply to all deliveries of products and/or services ("Products") from Lervad A/S ("Lervad") to any customer ("Buyer"). Delivery Terms shall be mutually binding on Lervad and Buyer, unless otherwise expressly agreed. Lervad is not bound by the terms set forth by the Buyer, which differs from Delivery Terms, unless such conditions agreed in writing between Lervad and Buyer. Lervad is not bound by the terms set forth by the Buyer, even if Lervad not have objected to such conditions.

1. Order Confirmation

Buyers offer to purchase is only accepted when the Buyer has received Lervad's written, including electronically, acceptance of the offer or Lervad within the acceptance period has received written, including electronically, compliant acceptance by Buyer on a sales offer from Lervad.

2. Delivery and transfer of risk

The Products are delivered ex works Nørre Aaby, Denmark. In the absence of information from the Buyer on transport, Lervad is entitled to ship Products to Buyer on one of Lervad chosen mode of transport. All resulting costs are to be borne by the Buyer and transport takes place at Buyer's risk. Ex works should be interpreted in accordance with the Incoterms in force at the time of the purchase agreement.

3. Delay

If Lervad does not deliver on time, Buyer may in writing demand delivery within a final, reasonable period. Should delivery not take place within this period, the Buyer is entitled to rescind the contract and claim damages for proven direct losses. Buyer cannot hold Lervad accountable for any additional losses as a result of the delay.

4. Prices

Prices for Products are exclusive of VAT and/or other charges. Lervad reserves the right to adjust prices for undelivered Products in case of currency fluctuations, price increases from suppliers, material price increases, changes in wages, government intervention or similar conditions.

5. Packing

Disposable packaging is included in the prices and will not be refunded if returned. Reusable packaging is not included in the price, but will be credited to Buyer upon immediate, free return in good condition in accordance with Lervad's instructions.

6. Payment Terms

Payment must be made within 15 days of the invoice date. Late payments are subject to a penalty interest of 2% per month.

7. Product Information

Any product information - whether it comes from Lervad or one of Lervad's business partners - including information on weight, dimensions, capacity or other technical data in the catalog description, prospectus, advertisement, etc., are to be considered as illustrative and is only binding to the extent, Lervad explicitly mention in promotions and/or order confirmation. Specific requirements from Buyer is binding only to the extent that they are confirmed in writing by Lervad.

8. Protected and confidential information

Any information that is not publicly available, including drawings and technical documents handed over by Lervad to Buyer ("Confidential Information") shall remain Lervad's property and must be treated as confidential by the Buyer. Confidential Information shall not without Lervad's written consent be copied, reproduced or transferred to third parties or used for purposes other than those intended by the transfer. Confidential Information shall be returned on demand.

9. Changes

Lervad reserves the right, without notice to make changes to its products, if this can be done without significantly changing the agreed technical specifications and without substantial modification of the Products form or function.

10. Free repair

Lervad undertake at its own discretion to repair or replace Products which after Lervad's examination proves to be defective at the time of delivery due to manufacturing, design or workmanship, provided that Buyer complain within 12 months from the date of delivery. In case of a complaint Buyer sends, subject to prior agreement with Lervad, product to Lervad accompanied by a delivery note specifying the alleged deficiency. Shipping and insurance is paid for by the Buyer. If Lervad's examination shows the product is not defective, the Product is returned to Buyer. Shipping and insurance is paid for by the Buyer. If Lervad identify deficiencies, Lervad sends the repaired Product or a replacement Product to the Buyer and take over the replaced parts or the defective Product. Lervad choose mode of transport and pays for freight and insurance. Buyer shall not be entitled to any additional services or damages from Lervad as a result of defective products.

11. Product Liability

Lervad is not responsible for any damage caused by a product on real estate or personal property that occurs while the product is in Buyer's possession.

12. Consequential damages/Indirect losses

Lervad is not liable to the Buyer for any consequential or indirect loss arising from or in relation to a contract governed by these Delivery Terms, including, but not limited to, production interruption, loss of profit, loss of goodwill or loss of data.

13. Complaints

Claims for defects, delays, product liability or other claims for compensation must be made in writing to Lervad without undue delay.

14. Intellectual Rights

Besides the Product itself the Buyer acquires no rights in the form of license, patent, copyright, trademark or other intellectual property right related to the Product.

15. Force majeure

Lervad is entitled to cancel the order or suspend delivery of Products, and is also free of responsibility for any missing, incomplete or late delivery, in whole or in part due to circumstances beyond Lervad's reasonable control options, such as riots, civil commotion, war, terrorism, fire, government regulations, strikes, lockouts, slow-down, lack of transportation, shortages, disease or delay in or failure of the supplies from the supplier, accidents in the production or testing, or lack of energy. All Buyer's rights will be suspended or lapse in such cases. Buyer may neither in case of cancellation or delayed delivery seek damages or make any other claims against Lervad.

16. Partial Invalidity

If one or more provisions of these Delivery Terms should be revoked, illegal or unenforceable, none of the remaining provisions validity, legality or feasibility will be affected or impaired thereof.

17. Disputes

Any disputes between the parties arising out of or related to a purchase agreement, which is regulated by these Delivery Terms shall be governed by Danish law. Any dispute which cannot be solved amicably shall be brought before the court by Lervad's jurisdiction.



BM | lervad

Lervad (U.K.) Ltd.

823 Salisbury House, 29 Finsbury Circus
London EC2M 5QQ

Tel: +44 (0)203 808 6965 - mail@lervad.com
www.lervad.com

Reseller: